



Date \_\_\_\_\_ Name \_\_\_\_\_

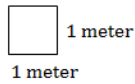
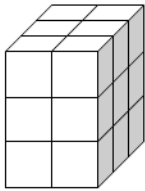
**MAFS.5.MD.3.3- Number 5**

Recognize volume as an attribute of solid figures and understand concepts of volume measurement.

**MAFS.5.MD.3.4-** Measure volumes by counting unit cubes, using cubic cm, cubic in, cubic ft, and improvised units.

**Multiple Choice Response**

1. A rectangular prism is shown below. What is the unit of measure when finding volume?

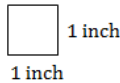
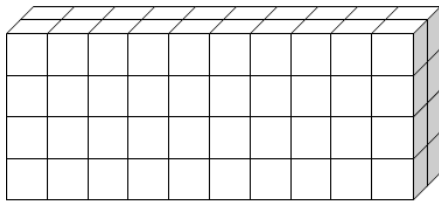


- cubic meters
- square meters
- centimeters
- meters

Answer: \_\_\_\_\_

**Equation Response**

2. A rectangular prism is shown

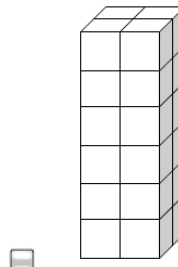
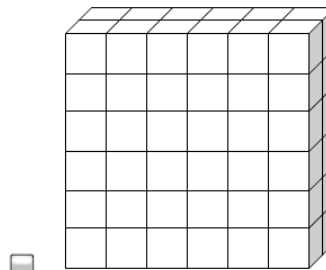
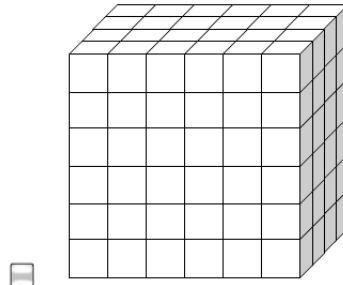
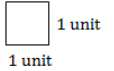
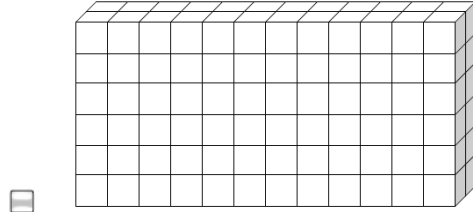


What is the volume of the prism in cubic inches?

Answer: \_\_\_\_\_

**Multi-Select Response**

3. Several rectangular prisms are shown. Which prisms have a volume greater than 75 cubic units?



Answer: \_\_\_\_\_



Date \_\_\_\_\_ Name \_\_\_\_\_

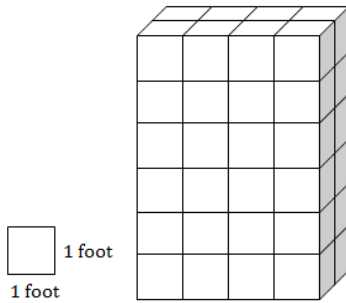
**MAFS.5.MD.3.3- Number 5**

Recognize volume as an attribute of solid figures and understand concepts of volume measurement.

**MAFS.5.MD.3.4-** Measure volumes by counting unit cubes, using cubic cm, cubic in, cubic ft, and improvised units.

**For 4-5, Equation Response**

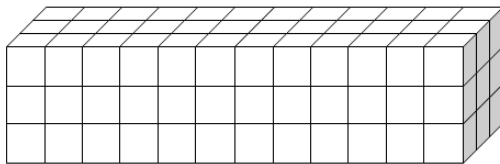
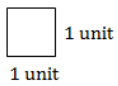
4. A rectangular prism is shown.



What is the volume in cubic feet?

Answer: \_\_\_\_\_

5. A rectangular prism is shown.



What is the volume in cubic units?

Answer: \_\_\_\_\_